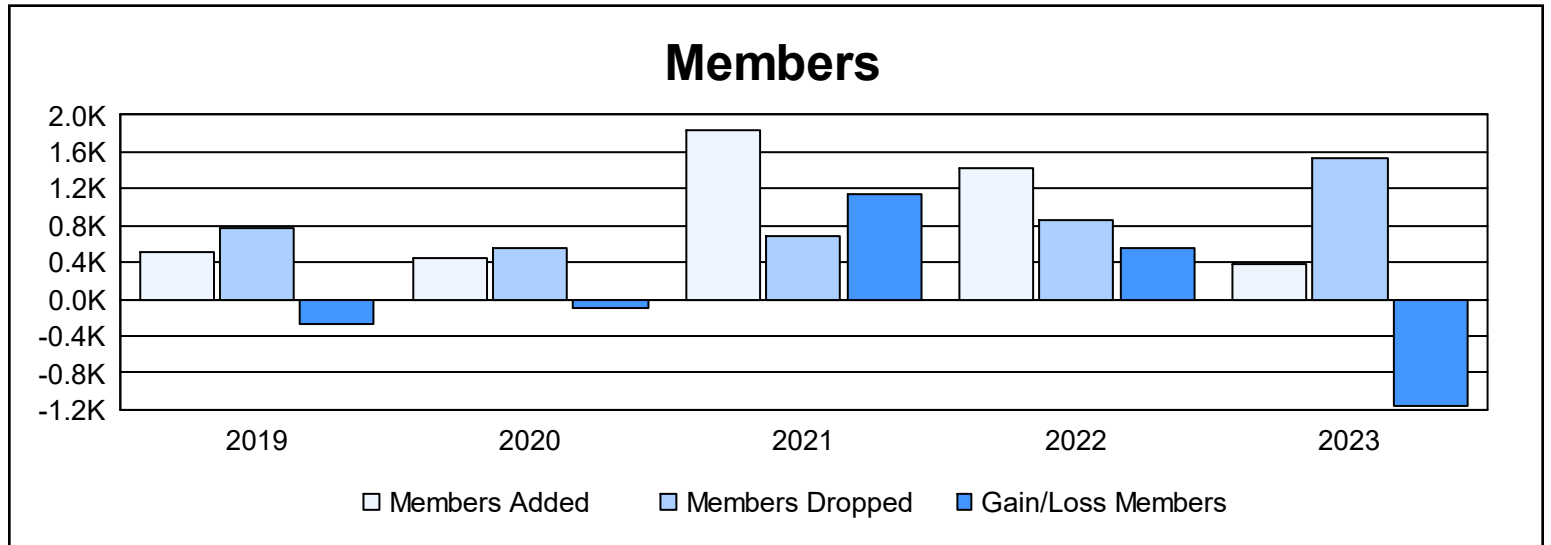
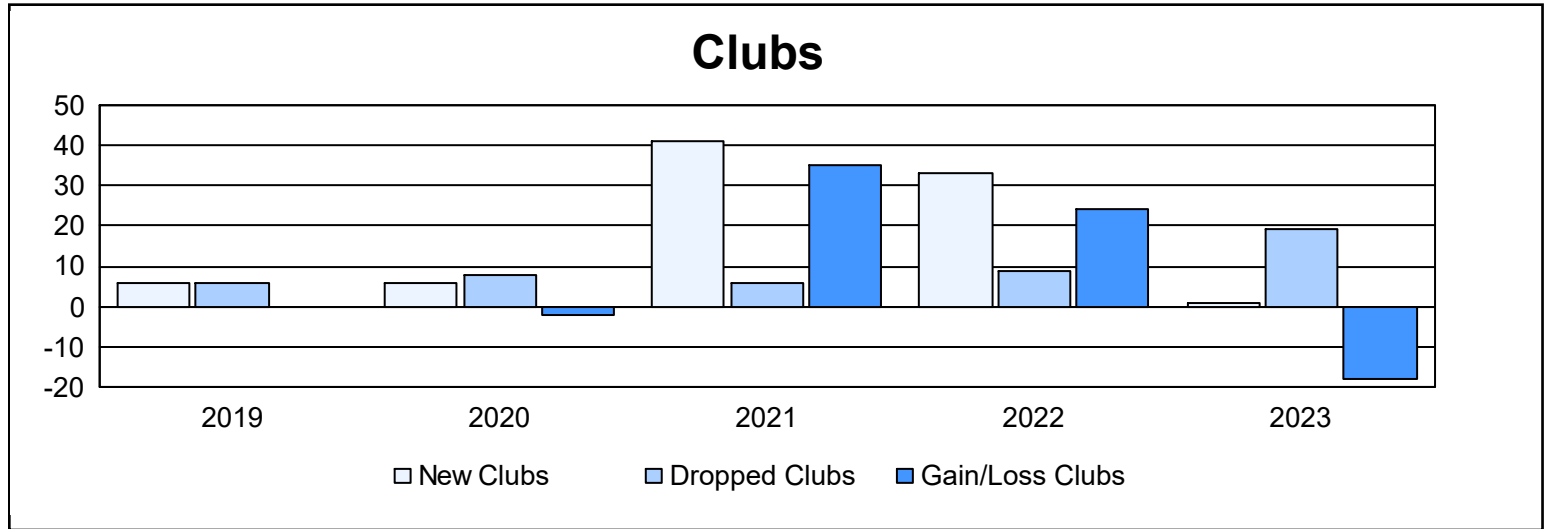
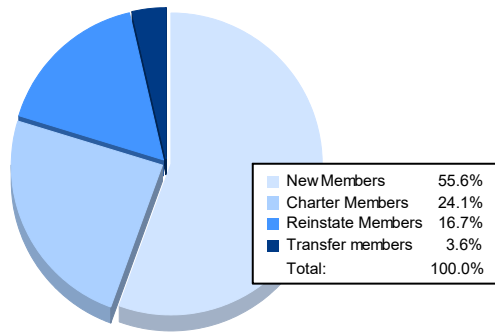


Year	New Clubs	Dropped Clubs	Gain/ Loss Clubs	New Members	Charter Members	Reinstate Members	Transfer Members	Total Member Added	Total Members Dropped	Gain/ Loss Members
2018-2019	6	6	0	269	147	59	30	505	778	-273
2019-2020	6	8	-2	244	156	28	20	448	550	-102
2020-2021	41	6	35	594	1,142	70	33	1,839	695	1,144
2021-2022	33	9	24	584	791	32	12	1,419	865	554
2022-2023	1	19	-18	217	94	65	14	390	1,541	-1,151
Average	17	10	8	382	466	51	22	920	886	34



Membership Composition June 2023 Cumulative



Gender Composition June 2023 Cumulative

